





**Notre Dame School, Najafgarh**  
**Holiday Homework**  
**Class VIII –(2025-26)**

**“When learning is purposeful,  
Creativity blossoms”**

**Vacation is the most awaited time of the year. It’s an opportunity to pause, reflect and redirect one’s goal by learning something new and to explore things in your own way and be purposeful.**

**Practice these useful tips/ ways to make your days meaningful.**


- 1. Pray and thank God everyday.**
- 2. Start your day with meditation and yoga.**
- 3. Go for walks together and have meals with all members once in a day.**
- 4. Help your elders in doing household chores.**
- 5. Write one affirmation daily on a sticky note and paste on A-3 sheet.**
- 6. Spend some quality time in nature, gazing birds etc.**
- 7. Read a book. Learn two new words daily.**
- 8. Follow your passion/ interest/ hobby.**
- 9. Keep yourself hydrated, drink plenty of water.**
- 10. Stay indoors and keep yourself protected from scorching heat.**

Subjects	Homework
English	<p><b>Theme: Explore, Imagine, Create!</b></p> <p> <b>Daily Practice:</b></p> <p> <b>Write and learn the complete spelling list.</b></p> <p> <b>Practice one page of cursive handwriting daily to improve your writing and speed.</b></p> <p><b>1.  Reading Adventure</b> <b>“A book is a dream you hold in your hands.”</b></p> <p><b>Read any one novel or storybook of your choice (Wonder, The Blue Umbrella, Harry Potter, etc.)</b></p> <p><b>Write a book review (150–200 words), including:</b></p>

 **Title & Author**

 **Main Character**

 **Summary of the plot**

 **Your opinion (What you liked/disliked)**

 **An alternate creative title**

**Creative Work:-**

**Tagore House**

**2.  Grammar with Creativity**


**Topic: Tenses – A Time Traveller’s Guide**

**Create a Colourful Chart Paper Presentation on Tenses, including:**

 **Divide your chart into three sections:**

**Past Tense, Present Tense & Future Tense**

**For each section, include:**

 **Definition**

 **Rules for Simple, Continuous, Perfect, and Perfect Continuous forms**


 **At least 2 examples for each**

 **Be creative! Use colours, drawings and headings to make it visually appealing.**

**Ambedkar House**

**3.  Creative Writing Corner**

**Write one short story (200–250 words) on an A4 sheet on any ONE prompt:**

 **A Journey to a Magical Land**

 **The Secret Door in the Library**


 **The Forgotten Box in the Attic**








**Make sure to:**

**Use a variety of tenses correctly.**

**Highlight at least 3 new vocabulary words.**

**Gandhi House**

**4.  Fun with Idioms**

	<p><b>Choose 5 interesting idioms (e.g., break the ice, once in a blue moon)</b></p> <p> <b>Write their meanings.</b></p> <p> <b>Use each in a sentence.</b></p> <p> <b>Draw a cartoon or simple comic strip for one or more.</b></p> <p> <b>To be done on A3 sheets.</b></p> <p><b>Nehru House</b></p> <p><b>Mindfulness Tree:</b></p> <p> <b>Make a paper tree where each leaf has a “mindful habit” or “mindful thought” inspired by Tagore.</b></p> <p> <b>Write a short paragraph on how Tagore’s philosophy and works reflect mindfulness, especially his connection with nature, silence, and inner peace.</b></p>
<b>हिंदी</b>	<p><b>*  ब्लू हाउस* -1928 में रवींद्रनाथ टैगोर द्वारा शुरुआत किए गए वृक्षारोपण त्योहार से जोड़कर वृक्षों के योगदान संबंधी एक आकर्षक 3-डी मॉडल तैयार करें।</b></p> <p><b>1. कहानी बूढ़ी काकी (Blue and Red House) और पंच परमेश्वर (Green and Yellow House ) पढ़िए एवं इनमें से किसी एक कहानी पर आधारित अवधारणा मानचित्र (चित्रात्मक शैली में) तैयार कीजिए।</b></p> <p><b>2. वर्तनी सूची से पहले पृष्ठ की सभी वर्तनियाँ कंठस्थ करें।</b></p> <p><b>3. व्याकरण एवं साहित्य में अब तक कराया गया कार्य अभ्यास करें।</b></p> <p><b>4. प्रतिदिन एक पृष्ठ सुलेख कार्य अपने हिंदी हस्तलेखन कॉपी में करें।</b></p> <p><b>5. फिल्म- ‘12th फेल’ या ‘मांझी:द माउंटेन मैन’ देखें और फिल्म से प्राप्त संदेश/ सीख A-4 साइज़ शीट में अपने शब्दों में लिखें।</b></p> <p><b>6. मुहावरे या लोकोक्तियाँ आधारित फ्लैश कार्ड अथवा पहेली तैयार करें।</b></p>
<b>Maths</b>	<p><b>1. Revise chapters 1, 2, 3 and 4. Complete your pending work (if any).</b></p> <p><b>2. Learn squares and tables up to 25 and cubes up to 15 thoroughly.</b></p> <p><b>3. You have been provided with an amount of 1 lakh. Prepare a vacation plan for four days and three nights for 4 people. Keep in mind every single detail and also prepare the map of the place visited (on A3 sheet).</b></p> <p><b>4. Prepare a 3D presentation (chart or model) on any one topic given below for the competition (in August)</b></p>

	<p><b>a. Bar graph and line graph</b></p> <p><b>b. Algebraic expressions</b></p> <p><b>c. Surface Area of cube, cuboid and cylinder</b></p> <p><b>d. Types of quadrilaterals and its properties.</b></p> <p><b>5. Only for Yellow House students</b></p> <p><b>Make a creative and innovative 3-D model on any one of the topics given below</b></p> <p><b>-</b></p> <p><b>* Model on parts of circle</b></p> <p><b>* Model on DIY Math's table machine.</b></p> <p><b>* Model on Pie chart</b></p> <p><b>* Model on Probability</b></p> <p><b>* Model on Use of Mathematics in kitchen.</b></p>
<b>Social science</b>	<p><b>1. Read the NCERT and learn all the chapter taught till now.</b></p> <p><b>2. Solve the Unit Test – I question paper in your register.</b></p> <p><b>3. Learn all the states and capitals of India and the neighbouring countries and fill them in the blank political map of India.</b></p> <p><b>4. Write a report on any one historical monument with pictures.</b></p> <p><b>5. Make a poster on sustainable development goals (SDGs) (A3sheet)</b></p>
<b>Science</b>	<p><b>1. Learn and revise the chapters done in class.</b></p> <p><b>2. Solve the Unit Test – I question paper in your notebook.</b></p> <p><b>3. Make well labelled diagram on A3 size sheet.</b></p> <p><b>Blue house - Zones of candle flame.</b></p> <p><b>Green house- Different types of microorganisms</b></p> <p><b>Yellow house - Food preservation methods.</b></p> <p><b>Red House - Make a model on- (any one topic)</b></p> <p><b>-Nitrogen cycle</b></p> <p><b>-How vaccine works?</b></p> <p><b>-Different types of microorganisms.</b></p> <p><b>-Candle flame structure.</b></p>

संस्कृत	<p>संस्कृत गतिविधि ( हमारे देश भारत पर पंक्तियाँ) भारतवर्ष:</p> <ol style="list-style-type: none"> <li>1. भारतवर्ष: अस्माकम् देश: अस्ति</li> <li>2. अयम् अस्माकम् जन्मभूमि: अस्ति।</li> <li>3. अस्य प्राकृतिक शोभा अनुपमा अस्ति।</li> <li>4. अस्य उत्तरस्याम् दिशि विशालः, उन्नतः च हिमालयः विद्यते, यः प्रहरीव भारतम् रक्षति</li> <li>5. अस्मात् पर्वततात् अनेकाः नद्यः वहन्ति, देशस्य भूभागम् सिंचन्ति च</li> <li>6. अत्र गंगा, यमुना, गोदावरी, ब्रह्मपुत्र प्रभृतयः नद्यः अमृतोपम् तोयम् वहन्ति ।</li> <li>7. सागरः अस्य चरणों प्रक्षालयति।</li> <li>8. अयम् देशः ग्रामप्रधानः कृषिप्रधानश्च कथ्यते।</li> <li>9. अत्र काशी, प्रयाग, मथुरा, प्रभृतयः तीर्थनगराणि सन्ति।</li> <li>10. अस्य देशस्य राष्ट्रभाषा हिंदी अस्ति या संस्कृत भाषायाः आत्मजा अस्ति।</li> </ol> <p>1. नीतिनवीनतम् पाठ पर चार्ट तैयार करना है। 2. सावित्री बाई फूले पर चार्ट तैयार करना है – उनके जीवन पर 10 पंक्तियाँ भी लिखनी है। 3. संस्कृत गतिविधि (ACTIVITY) हाव- भाव के साथ याद करें।</p>
Computer	<p><b>INSTRUCTION</b></p> <ol style="list-style-type: none"> <li>1. Sequence of the pages should be as follows. <ol style="list-style-type: none"> <li>a. First page should contain 'School name', 'Subject name', 'Students name', 'Admission No.', Roll No.' and 'Class/Section'.</li> <li>b. Second page contains Table of content (this page contains the topic name and page number)</li> <li>c. Further pages contain the Holiday Homework in sequence as per the sequence of question/activity.</li> </ol> </li> <li>2. Use creativity in your work.</li> <li>3. Use A4 Sheets for the work.</li> <li>4. Arrange the sheets in sequence and file up in a file cover.</li> </ol> <hr/> <ol style="list-style-type: none"> <li>1. Write the configuration of your home PC or Laptop. (Processor, Operating System, Memory (RAM), Hard disk Space, Total number of USB port, M.S Office version etc.)</li> </ol>

	<p style="text-align: center;"><b>OR</b></p> <p><b>Write the configuration of computer/Laptop that students need for their educational purpose.</b></p> <ol style="list-style-type: none"> <li><b>Paste images of three famous search engines.</b></li> <li><b>Paste the LOGO of any three Operating System with their names used in Computers/Laptops.</b></li> <li><b>Prepare a power point presentation (minimum 10 Sheets) and print out in A4 sheets on title “How I spent my summer vacations” with your photographs.</b></li> </ol> <p style="text-align: center;"><b>OR</b></p> <p><b>Make a video on title “How I spent my summer vacations” adding related photograph and video clips.</b></p> <p><b>House Wise:</b></p> <p><b>Blue House: Make a Model of different types of Network Topologies.</b></p> <p><b>Green House: Search the images of five famous personalities in computer or IT field and paste it on A3 size paper.</b></p> <p><b>Red House: Make a Model of different types of networks.</b></p> <p><b>Yellow House: Make a Model of Switch, Hub, Router and Modem.</b></p>
<b>G.K.</b>	<ol style="list-style-type: none"> <li><b>1. Keep yourself updated by watching listening news daily.</b></li> <li><b>2. Watch any two inspirational video of any personalities who attained success through struggles and hardwork/ read any inspiring incident. Paste the picture and Write how he or she inspires you / the incident inspires you in your Moral science copy.</b></li> <li><b>3. Prepare a list of all the Ministers and their portfolios.</b></li> </ol>

**Below is the Front page for Computer homework**

Notre Dame School, Najafgarh



# Computer

Name:

Class:

Roll No:

Section:

Admission No: